

**VNR VIGNANA JYOTHI INSTITUTE OF ENGINEERING & TECHNOLOGY**  
**Vignana Jyothi Nagar, Bachupally, Hyderabad-500090**  
**BALANCE SHEET AS AT 31.03.2023**


Particulars	Schedule. No	As at 31.03.2023	
		As at 31.03.2023	As at 31.03.2022
<b>Source of Funds</b>			<b>Rs.</b>
General Fund- I & E Balance	1	55,22,29,379	47,88,68,980
Earmarked Funds(Development fund)	2	1,11,60,04,725	89,39,42,725
Restricted Funds(Grants)	3		
Capital Fund		3,59,53,365	3,68,05,429
Revenue Grants		8,30,242	41,55,151
Current Liabilities and Provisions	4	50,97,77,334	44,61,10,949
Inter Unit Balance		(11,97,17,930)	(17,31,93,473)
<b>Total</b>		<b>2,09,50,77,115</b>	<b>1,68,66,89,761</b>
<b>Application of Funds</b>			
Fixed Assets	5	1,26,90,08,103	1,01,88,76,209
Capital work in Progress	6	(0)	7,555
Current Assets	7	79,43,90,100	64,38,17,478
Loans & Advances & Deposits	8	3,16,78,912	2,39,88,519
<b>Total</b>		<b>2,09,50,77,115</b>	<b>1,68,66,89,761</b>

For K.S.Rao & Co.  
Chartered Accountants  
Firm Regn.No:003109S

*P. Govardhana Reddy*  


(P.Govardhana Reddy)  
Partner  
Membership No:29193

*K.S. Sriram*  
K.S.Sriram  
GM (A & F)

*Dr. C.D. Naidu*  
Dr.C.D.Naidu  
Principal  


*Dr. C.D. Naidu*



VNR VIGNANA JYOTHI INSTITUTE OF ENGINEERING & TECHNOLOGY

Vignana Jyothi Nagar, Bachupally, Hyderabad-500090

INCOME AND EXPENDITURE STATEMENT FOR THE YEAR ENDED 31st MARCH 2023

PARTICULARS	Schedule	Current Year	Previous Year
		RS.	RS.
<b>INCOME</b>			
Academic Income	9	99,24,40,228	87,70,02,132
Other Income	10	4,96,05,951	2,98,09,698
<b>Grand Total</b>		<b>1,04,20,46,179</b>	<b>90,68,11,829</b>
<b>EXPENDITURE</b>			
Staff Payments & Benefits	11	63,56,31,756	50,88,08,084
Academic Expenses	12	8,05,41,193	6,56,53,523
Administrative Expenses	13	6,24,11,321	3,77,48,917
Transportation Expenses	14	3,00,21,187	1,10,52,698
Audit Remuneration	14A	5,42,800	3,74,650
Repairs & Maintenance	15	3,73,56,391	1,48,23,841
Finance Costs	16	61,977	7,29,908
Write-offs		-	-
Depreciation		12,21,19,155	9,10,97,162
<b>Total of Expenditures</b>		<b>96,86,85,780</b>	<b>73,02,88,782</b>
<b>Surplus/(-)deficit c/to General Fund</b>		<b>7,33,60,399</b>	<b>17,65,23,047</b>
<b>Grand Total</b>		<b>1,04,20,46,179</b>	<b>90,68,11,829</b>

For K.S.Rao & Co.  
Chartered Accountants  
Firm Regn.No:003109S

(P.Govardhana Reddy)  
Partner  
Membership No:29193

  
K.S.Sriram  
GM (A & F)

  
Dr. C.D. Naidu  
Principal  




VNR VIGNANA JYOTHI INSTITUTE OF ENGINEERING & TECHNOLOGY

Bachupally,Hyderabad-500090

Schedules forming Part of Balance Sheet as at 31.03.2023

Particulars	As At	As At
	31.3.2023	31.3.2022
	Rs.	Rs.
<b>1.General Fund</b>		
Income & Expenditure A/c-Opening Balance	47,88,68,980	30,23,45,933
Surplus/Deficit of the Year	7,33,60,399	17,65,23,047
<b>Closing Balance</b>	<b>55,22,29,379</b>	<b>47,88,68,980</b>
<b>2. Earmarked Funds</b>		
Development Fund	3,06,81,500	3,06,81,500
Development Fund(NRI)	108,53,23,225	86,32,61,225
<b>Total Earmarked Funds Balance</b>	<b>111,60,04,725</b>	<b>89,39,42,725</b>
<b>3.Restricted Funds - Grants</b>		
Grants - Opening Balance	3,68,05,430	3,59,42,427
Received during the year	15,84,227	71,44,542
Less : Refunded/ Expenditure during the year	-24,36,292	-62,81,540
<b>Total Capital Grants Balance</b>	<b>3,59,53,365</b>	<b>3,68,05,429</b>
<b>Revenue- Opening Balance</b>	<b>41,55,151</b>	<b>47,60,411</b>
Received during the year	45,61,658	29,43,681
<b>Total Gross</b>	<b>87,16,809</b>	<b>77,04,092</b>
Less: Utilized during the year	-78,86,567	-35,48,941
<b>Total Revenue Grants Closing Balance</b>	<b>8,30,242</b>	<b>41,55,151</b>
<b>4. Current Liabilities and Provisions</b>		
Student Deposits (Caution & Other )	1,16,46,267	1,76,85,267
Student Fees Received in Advance	6,67,60,315	6,44,93,490
Sundry Creditors for Goods and Services	87,12,849	66,81,524
Liabilities to Employees	52,50,700	53,85,525
Liability to Universities JNTU/SBTET/AGRAU	1,12,91,200	84,05,640
Liability for Student Scholarships /Other fee payable	1,99,06,162	1,75,12,110
EMD and Security deposits to contractors & others	30,07,370	9,34,458
Liability-Student Registration fee for Certificate Courses	3,79,48,280	3,13,70,425
Liability for Staff Development Progms.	6,01,182	6,01,182
Liability for Payroll Deductions	1,30,19,744	81,46,031
Other Liabilities	8,85,57,182	7,23,26,487
Liability for Gratuity Provision	24,30,76,085	21,25,68,810
<b>Total Current Liabilities and Provisions</b>	<b>50,97,77,335</b>	<b>44,61,10,949</b>
<b>Inter Unit Balance (Vignana Jyothi )</b>	<b>-11,97,17,930</b>	<b>-17,31,93,473</b>





**VNR VIGNANA JYOTHI INSTITUTE OF ENGINEERING & TECHNOLOGY**

**Bachupally,Hyderabad-500090**

**Schedule forming Part of Balance Sheet As At 31.03.2023**

Particulars	AS AT	AS AT
	31.03.2023	31.03.2022
<b>5. Fixed Assets</b>	<b>Rs.</b>	<b>Rs.</b>
Op.Balance	101,88,76,209	65,35,92,569
Additions during the year	37,22,51,049	45,63,80,802
<b>Sub Total</b>	<b>1,39,11,27,258</b>	<b>110,99,73,371</b>
Less: Depreciation	12,21,19,155	9,10,97,162
<b>Net Closing of Fixed Assets</b>	<b>1,26,90,08,104</b>	<b>101,88,76,209</b>
<b>6. Capital Works In Progress</b>		
Op.Balance	7,555	0
Additions during the year / Inter Unit Transfers	78,49,047	1,99,119
<b>Sub Total</b>	<b>78,56,602</b>	<b>1,99,119</b>
Less: Capitalized/Transfers	78,56,602	1,91,564
<b>Closing Balance</b>	<b>-</b>	<b>7,555</b>
<b>7.Current Assets</b>		
<b>Cash &amp; Bank Balances/Term Deposits</b>		
Cash in Hand	42,618	90,985
Schedule Banks - Savings Bank Accounts	5,22,65,999	3,73,17,521
Schedule Banks - Term Deposit Accounts	-	4,07,79,843
<b>Total</b>	<b>5,23,08,617</b>	<b>7,81,88,349</b>
<b>Sundry Debtors</b>		
Sundry Debtors -Receivable from Students-Academic Fee	10,67,98,543	11,91,09,756
Sundry Debtors -Receivable from Welfare Departments	63,50,83,435	44,60,89,984
Sundry Debtors -Receivable from Students Other Fee	1,99,505	4,29,390
<b>Sub Total</b>	<b>74,20,81,483</b>	<b>56,56,29,130</b>
<b>Total of Current Assets</b>	<b>79,43,90,100</b>	<b>64,38,17,478</b>
<b>8.Deposits /Loans &amp; advances/Deposits</b>		
Advances to Employees	2,13,325	2,52,399
Vehicle/Lap tops- Loans to Employees/Students	-	3,836
Security Deposits with Govt .dept / Utility Services	31,52,168	31,46,327
Other Recevables	40,46,748	55,36,937
Advances for Goods and Services	33,13,433	1,07,10,212
Prepaid Expenses	1,81,05,593	0
Interest Accured on Deposits with Bank	1,30,517	14,48,956
Grants Claim Recevables from AICTE/UGC/TEQIP	15,75,588	17,48,312
Customs Duty Paid under Protest	11,41,540	11,41,540
<b>Sub Total</b>	<b>3,16,78,912</b>	<b>2,39,88,519</b>





**VNR VIGNANA JYOTHI INSTITUTE OF ENGINEERING & TECHNOLOGY**  
**Bachupally, Hyderabad-500090**

**SCHEDULE FORMING PART OF INCOME AND EXPENDITURE STATEMENT FOR THE YEAR  
 ENDED 31-03-2023**

<b>INCOME SCHEDULE 2022-23</b>	<b>Current Year</b>	<b>Previous Year</b>
	<b>RS.</b>	<b>RS.</b>
<b>9. Academic Income</b>		
Tuition fee	93,24,76,220	81,98,52,850
Admission & Other fee	2,23,70,652	2,37,97,124
Students Industrial /Other Training Fee	60,16,000	61,92,000
Examinations	3,15,77,356	2,71,60,158
<b>Total of Academic Income</b>	<b>99,24,40,228</b>	<b>87,70,02,132</b>
<b>10. Other Income</b>		
Transport Collection	2,98,53,902	1,38,99,468
Interest Income	38,90,687	35,55,651
Income from Consultancy	28,15,136	50,90,786
Write backs	33,728	2,20,640
Misc. Income	1,30,12,498	70,43,153
<b>Total of Other Income</b>	<b>4,96,05,951</b>	<b>2,98,09,698</b>





VNR VIGNANA JYOTHI INSTITUTE OF ENGINEERING & TECHNOLOGY


Bachupally,Hyderabad-500090

SCHEDULE FORMING PART OF INCOME AND EXPENDITURE STATEMENT FOR THE YEAR ENDED  
31-03-2023

EXPENDITURE SCHEDULE 2022-23	Current Year	Previous Year
	Rs.	Rs.
<b>11. Staff Payments and Benefits</b>		
<b>Staff Salaries &amp; Benefits</b>		
Salaries- Non Teaching(Engg.)	8,34,01,124	6,47,47,788
Salaries- Teaching(Engg.)	47,27,02,793	37,00,69,034
Salaries and wages- Polytechnic	10,44,306	59,72,073
Remuneration to Adjunct Faculty	8,07,354	3,44,450
<b>Total of Staff Salaries and Benefits</b>	<b>55,79,55,577</b>	<b>44,11,33,345</b>
PF contribution	1,02,53,373	1,04,64,546
ESI Contribution	2,04,254	3,41,834
<b>Total of PF &amp; ESI Contribution Expenses</b>	<b>1,04,57,627</b>	<b>1,08,06,380</b>
<b>Staff Welfare Expenses</b>		
Institute Medical Expenses	62,358	17,949
Medical Expenses	22,977	17,760
Welfare Expenses & Subsidies	62,48,371	30,37,999
Staff welfare expenses-City Office	84,481	63,937
<b>Total of Staff Welfare Expenses</b>	<b>64,18,187</b>	<b>31,37,645</b>
<b>Gratuity</b>	<b>4,13,30,423</b>	<b>4,31,27,722</b>
<b>Watch &amp; Ward</b>		
Watch & Ward	1,01,84,029	57,49,536
Watch & Ward-City Office	4,16,280	4,16,280
<b>Total of Watch &amp; Ward Expenses</b>	<b>1,06,00,309</b>	<b>61,65,816</b>
<b>House Keeping Outsourcing</b>		
House Keeping Outsourcing - Institute	88,69,633	44,37,176
<b>Total House Keeping Outsourcing</b>	<b>88,69,633</b>	<b>44,37,176</b>
<b>Total of Staff Payments &amp; Benefits</b>	<b>63,56,31,756</b>	<b>50,88,08,084</b>
<b>12. Academic Expenses</b>		
<b>Laboratory Expenses</b>		
Lab Other Expenses	10,50,000	4,84,896
Lab Stores /Consumables/UPS Batteries	32,93,986	35,18,093
<b>Total of Laboratory Expenses</b>	<b>43,43,986</b>	<b>40,02,989</b>
<b>Seminars, Workshop &amp; Industrial Training Expenses</b>		
Students Seminars Workshop, Training Expenses	1,94,17,161	84,84,702
Mentoring & Training, Placement Expenses	38,94,671	58,78,440
ECA Expenses	-	1,20,700
<b>Total of Students Seminars, Workshop &amp; Training Expenses</b>	<b>2,33,11,832</b>	<b>1,44,83,842</b>



EXPENDITURE SCHEDULE 2022-23	Current Year	Previous Year
	Rs.	Rs.
<b>R&amp;D /Students Projects Expenses</b>		
RCC Expenses		
R&D and Consultancy charges(AME)	12,00,589	36,41,380
R&D and Consultancy charges(Civil)	-	13,153
R&D and Consultancy charges(CSE)	17,13,017	35,13,015
R&D and Consultancy charges(EEE)	1,96,485	-
R&D and Consultancy charges(H&S)	15,578	-
R&D Publication & Patent Rewards	3,14,045	1,15,346
R&D Publication & Patent Rewards-AE	-	5,64,626
R&D Publication & Patent Rewards-Civil	29,960	0
R&D Publication & Patent Rewards-ECE	2,73,507	0
R&D Publication & Patent Rewards-EEE	1,47,945	0
R&D Publication & Patent Rewards-EIE	1,46,150	0
R&D Publication & Patent Rewards-IT	1,05,356	0
R&D Publication & Patent Rewards-ME	68,690	0
Seed Money to Students (Students Project Material Exp.)	3,25,778	0
Seed Money Students Project Expenses -EEE	-	1,66,040
Seed Money Students Project Expenses-ME	3,23,708	0
Seed Money Students Project Expenses-Civil	8,97,347	0
Seed Money Students Projects Expenses-AME	1,59,996	0
Stipend to Reserch Scholars-JNTUH	4,00,265	0
Stipend to Reserch Scholars-NDF	7,04,871	8,45,337
<b>Total of R&amp;D Students Projects Expenses</b>	<b>6,33,781</b>	<b>15,23,224</b>
<b>Project Grants expenses</b>	<b>76,57,068</b>	<b>1,03,82,121</b>
Project Grants Expenses (UGC/FDP)		
<b>Total of Project Grant Expenses</b>	<b>3,01,660</b>	<b>-</b>
<b>Guest Lecture/Honorarium Expenses</b>	<b>3,01,660</b>	<b>0</b>
Guest Lecture		
<b>Total of Guest Lecture/Honorarium Expenses</b>	<b>4,46,034</b>	<b>1,81,211</b>
<b>Examination Expenses</b>	<b>4,46,034</b>	<b>1,81,211</b>
Examination Expenses-B.Tech&M.Tech(Auton.)		
Examination Expenses-Polytechnic	26,14,728	35,37,963
Exam Remuneration-B.Tech&M.Tech(Auton.)	21,054	32,799
Printing & Stationery- AAEE	86,22,995	52,79,552
Vehicle/AP 10 BA 1149-Fuel	30,02,726	31,58,842
Vehicle/AP 10 BA 1149 - Repair	1,42,000	1,00,000
Travelling & Conveyance(Exam)	42,529	13,936
Examination Expenses - Online (External)	-	13,184
<b>Total of Examination Expenses</b>	<b>7,76,670</b>	<b>8,02,143</b>
	<b>1,52,22,702</b>	<b>1,29,38,419</b>





EXPENDITURE SCHEDULE 2022-23	Current Year	Previous Year
	Rs.	Rs.
<b>Students scholarship, welfare Expenses</b>		
Students Welfare Expenses	11,19,500	13,65,038
Fee Waived	28,54,700	9,68,750
<b>Total of Students Scholarship, Welfare Expenses</b>	<b>39,74,200</b>	<b>23,33,788</b>
<b>Admission Expenses</b>		
Admission Expenses	6,25,097	4,94,159
<b>Total of Admission Expenses</b>	<b>6,25,097</b>	<b>4,94,159</b>
<b>Software Expenses</b>		
Software Expenses	67,73,822	59,41,363
<b>Total of Software Expenses</b>	<b>67,73,822</b>	<b>59,41,363</b>
<b>Recognition ,Affiliation /Membership Fee</b>		
Recognition ,Affiliation Processing fee	1,12,10,884	1,01,16,756
Membership fee & Nomination fee	13,95,740	6,11,217
<b>Total of Recognition, Affiliation &amp; Membership Fee</b>	<b>1,26,06,624</b>	<b>1,07,27,973</b>
<b>Library Books &amp; Periodicals</b>		
Journals	36,09,291	33,19,915
News Papers & Periodicals-City Office	16,592	17,226
Library Books & Periodicals	56,538	33,442
<b>Total of Library Books &amp; Periodicals</b>	<b>36,82,421</b>	<b>33,70,583</b>
Advisory Board of Studies/Academic Council Expenses	15,95,747	7,97,076
<b>Total of BOS/Academic Council Expenses</b>	<b>15,95,747</b>	<b>7,97,076</b>
<b>Total of Academic Expenses</b>	<b>8,05,41,193</b>	<b>6,56,53,523</b>
<b>13. Administrative expenses</b>		
<b>Electricity charges</b>		
Electricity Charges	74,33,337	41,08,296
Electricity charges-City Office	1,54,640	1,17,654
<b>Total of Electricity charges</b>	<b>75,87,977</b>	<b>42,25,950</b>
<b>Water Charges</b>		
<i>HMWSSB Water Connection Charges</i>		
Water Charges	64,64,624	46,55,356
Water Charges-City Office	35,204	33,121
<b>Total of Water Charges</b>	<b>64,99,828</b>	<b>46,88,477</b>
<b>Insurance Expenses</b>		
Insurance Charges -Assets	6,70,000	6,85,261
Insurance Expenses-Administrative Vehicles	49,629	50,229
Insurance expenses-Administrative Vehicles-City Office	6,899	7,381
<b>Total of Insurance Charges</b>	<b>7,26,528</b>	<b>7,42,871</b>
<b>Rent for Buildings</b>		
Rent- City Office	10,20,000	10,20,000
<b>Total of Rent for Buildings</b>	<b>10,20,000</b>	<b>10,20,000</b>





EXPENDITURE SCHEDULE 2022-23	Current Year	Previous Year
	Rs.	Rs.
<b>College Events Expenses</b>		
Open House/ ecficio Event /Saarang Expenses	63,566	3,73,799
Convergence Expenses	10,58,144	8,44,571
Sintillashunz Expenses	32,59,446	-
Sports Fest Expenses	29,67,271	-
<b>Total of College Events Expenses</b>	<b>73,48,427</b>	<b>12,18,370</b>
<b>Advertisement Expenses</b>		
Advertisement- Admissions/Recruitment/general	35,54,163	28,45,603
<b>Total of Advertisement Charges</b>	<b>35,54,163</b>	<b>28,45,603</b>
<b>Postage &amp; Courier</b>		
Postage & Courier Charges	8,843	517
Postage & Courier Charges-City Office	4,800	4,565
<b>Total of Postage &amp; Courier</b>	<b>13,643</b>	<b>5,082</b>
<b>Telephone &amp; Internet Charges/Web Expenses</b>		
Institute Network Charges	1,84,241	2,09,297
Internet Charges	20,00,000	20,00,000
Internet Charges -City Office	10,148	10,148
Telephone Maintenance and Charges	2,71,870	86,393
Telephone Charges-City Office	26,811	20,434
Website Expenses	2,77,223	1,06,474
Website Expenses-City Office	-	6,09,540
<b>Total of Telephone &amp; Internet /Web Expenses</b>	<b>27,70,293</b>	<b>30,42,286</b>
<b>Printing &amp; stationery</b>		
Academic Calendar	47,554	24,808
Printing & Stationery	28,00,132	13,40,761
Printing & Stationery-City Office	1,56,921	1,46,785
Printing & Stationery-Polytechnic	-	21,625
<b>Total of Printing &amp; Stationery</b>	<b>30,04,607</b>	<b>15,33,979</b>
<b>Traveling &amp; Conveyance Expenses</b>		
Conveyance Charges	3,49,570	1,11,714
Conveyance Charges -City Office	39,035	24,875
Travelling Expenses	1,91,543	69,671
<b>Total of Traveling &amp; Conveyance Expenses</b>	<b>5,80,148</b>	<b>2,06,260</b>
<b>Staff Training /Seminars/Workshop Expenses</b>		
Staff Training /Seminars/Workshop Expenses	33,46,310	18,65,286
<b>Total of Staff Training /Seminars/Workshop Expenses</b>	<b>33,46,310</b>	<b>18,65,286</b>
<b>Legal &amp; Professional Charges</b>		
Legal Charges	9,44,000	7,61,100
<b>Total of Legal Charges</b>	<b>9,44,000</b>	<b>7,61,100</b>



## EXPENDITURE SCHEDULE 2022-23

Current Year

Previous

Year

Rs.

Rs.

**Professional & Consultancy Charges**

Professional Charges

1,37,92,250

80,49,512

Professional Charges-City Office

23,68,840

8,53,600

Internal Audit Fee-City Office

88,500

88,500

**Total of Professional & Consultancy Charges****1,62,49,590****89,91,612****Total Legal & Professional Charges****1,71,93,590****97,52,712****Annual Day and Other Function Expenses**

Annual Day &amp; Cultural Day Expenses

9,13,340

-

Fresher's Day Expenses

1,05,300

Induction Programme Expenses 1st Year

12,04,946

36,100

Function Expenses

60,317

9,460

Alumni Programme Expenses

4,04,927

**Total of Annual Day and Other Function Expenses****26,88,830****45,560****Other General Charges**

General Charges

93,544

6,950

General Charges-City Office

1,74,644

98,537

Meeting Expenses

2,25,959

44,684

Meeting Expenses-City Office

1,55,025

1,34,938

Pooja Expenses

90,060

70,008

Patents &amp; Trademarks Expenses

19,000

2,13,060

Patents &amp; Trademarks Expenses-City Office

-

65,500

Staff /PHD Scholars Recruitment Expenses

26,369

1,65,786

Covid Expenses

16,960

9,08,202

Write offs

22,189

EPF Administration Charges

8,62,993

8,80,763

**Total of Other General Charges****16,86,743****25,88,428****Rates and Taxes**

Professional Tax(Institute)

2,500

2,500

GST Expenses for FY-2020-21

-

30,270

Property Tax

38,79,786

35,27,441

**Total of Rates & Taxes****38,82,286****35,60,211****Sports Expenses**

Sports Expenses

5,07,948

4,07,842

**Total of Sports Expenses****5,07,948****4,07,842****Total- Administrative Expenses****6,24,11,321****3,77,48,917****14. Transportation Expenses**

Vehicle Hire charges- Staff

8,50,689

10,02,500

Vehicle Hire charges- Students

2,79,58,733

91,82,612

Vehicle Hire charges- Others


81,192

29,845

Vehicle Repairs &amp; Maintenance


9,96,936

7,51,882





EXPENDITURE SCHEDULE 2022-23	Current Year	Previous Year
	Rs.	Rs.
Vehicle Repairs & Maintenance-City Office	1,33,637	85,859
<b>Total of Transportation Expenses</b>	<b>3,00,21,187</b>	<b>1,10,52,698</b>
<b>14A.Audit Remuneration</b>		
Audit Fee-City Office	5,42,800	2,36,000
Certification Expenses	-	1,38,650
<b>Total of Audit Remuneration</b>	<b>5,42,800</b>	<b>3,74,650</b>
<b>15.Repairs &amp; Maintenance</b>		
<b>Roads &amp;Building/Sanitary maintenance</b>		
Building & Electrical Maintenance	52,37,563	19,67,461
Sanitary Maintenance	27,79,123	6,63,859
Building Remodeling Expenses	1,60,04,706	21,67,675
Repairs to Roads	-	13,620
<b>Total Roads &amp;Building/Sanitary Maintenance</b>	<b>2,40,21,392</b>	<b>48,12,615</b>
<b>House Keeping Expenses</b>		
House Keeping Material	12,29,347	5,17,592
House Keeping Material- City Office	14,867	11,784
<b>Total of House Keeping Material Expenses</b>	<b>12,44,214</b>	<b>5,29,376</b>
<b>Generator Maintenance</b>		
Generator Maintenance	10,80,126	4,23,907
Generator Maintenance-City Office	13,500	22,643
<b>Total of Generator Maintenance</b>	<b>10,93,626</b>	<b>4,46,550</b>
<b>Repairs to Other Assets</b>		
Repairs to Other Assets	25,96,891	14,62,907
Annual Maintenance Charges -Assets & Others	26,72,336	27,62,451
Institute Maintenance	12,56,571	12,56,023
<b>Total of Repairs to Other Assets</b>	<b>65,25,798</b>	<b>54,81,381</b>
<b>Electrical Maintenance</b>		
Electrical Maintenance	22,27,702	18,39,813
<b>Total of Electrical Maintenance</b>	<b>22,27,702</b>	<b>18,39,813</b>
<b>Garden Maintenance</b>		
Garden Maintenance	22,31,659	17,02,106
Garden Maintenance-City Office	12,000	12,000
<b>Total of Garden Maintenance</b>	<b>22,43,659</b>	<b>17,14,106</b>
<b>Total - Repairs &amp; Maintenance</b>	<b>3,73,56,391</b>	<b>1,48,23,841</b>
<b>16. Finance Costs</b>		
Bank Charges	39,032	7,29,108
Bank Charges-City Office	22,945	800
<b>Total of Finance Costs</b>	<b>61,977</b>	<b>7,29,908</b>
Depreciation	12,21,19,155	9,10,97,162





**VNR VIGNANA JYOTHI INSTITUTE OF ENGINEERING & TECHNOLOGY**  
Bachupally, Hyderabad-500090

**SCHEDULE FOR FIXED ASSETS FOR THE YEAR ENDED 31st MAR'2023**

Description	Gross block		Deletions	Additions		As at 31.03.2023	Depreciation			Net block		
	As at 31.03.2022	2022-23		on deletions	for the year		Total	Up To	31.03.2023	31.03.2023	31.03.2022	
					31.03.2022							31.03.2023
Land	18,86,72,616	-	-	-	39,79,38,231	-	0	-	-	39,79,38,231	-	8,86,72,616
Roads	1,32,59,945	-	-	-	1,32,59,945	-	5804023	-	-	5804023	-	67,10,330
Buildings	96,01,24,325	7,62,85,105	-	-	1,03,64,09,430	-	373818762	7,45,592	7,45,592	65,49,615	65,49,615	74,55,922
Borewells & Pumps	98,27,495	-	-	-	98,27,495	-	2074384	6,24,44,811	6,24,44,811	43,62,63,573	43,62,63,573	8,63,05,563
Sheds	1,43,87,638	-	-	-	1,43,87,638	-	8222754	7,75,311	7,75,311	28,49,695	28,49,695	77,53,110
Furniture & Fixtures	12,71,66,080	1,20,59,158	-	-	13,92,25,238	-	63786712	6,16,489	6,16,489	88,39,243	88,39,243	61,64,884
Cycles	78,470	-	-	-	78,470	-	37509	69,69,761	69,69,761	7,07,56,473	7,07,56,473	6,33,79,368
Vehicles	7,35,612	-	-	-	7,35,612	-	591108	6,144	6,144	43,653	43,653	40,961
Vehicles-9942	7,29,632	-	-	-	7,29,632	-	513271	21,676	21,676	6,12,784	6,12,784	1,44,504
Vehicles-9944	7,33,118	-	-	-	7,33,118	-	515725	32,454	32,454	5,45,725	5,45,725	2,16,361
Vehicles-TS08UD8519	8,49,185	-	-	-	8,49,185	-	439151	32,609	32,609	5,48,334	5,48,334	1,84,784
Electrical Fixtures & Fittings	5,57,65,811	20,09,110	-	-	5,77,74,921	-	35830995	61,505	61,505	5,00,656	5,00,656	3,48,529
GENERATOR & Solar POWER EQU	3,79,30,976	-	-	-	3,79,30,976	-	1,91,88,593	31,47,288	31,47,288	3,89,78,283	3,89,78,283	4,10,034
DATA Processing equipment	17,51,18,410	5,97,70,665	-	-	23,48,89,075	-	157870674	28,11,358	28,11,358	2,19,99,951	2,19,99,951	1,99,34,815
Lab & Other Equipment	21,24,10,814	61,72,895	-	-	21,85,83,709	-	139298108	2,73,08,089	2,73,08,089	18,51,78,764	18,51,78,764	1,87,42,382
Library Books	1,54,89,052	9,95,142	-	-	1,64,84,194	-	13771783	1,15,13,063	1,15,13,063	4,97,10,311	4,97,10,311	72,47,736
Air Conditioners	1,50,84,407	2,20,000	-	-	1,53,04,407	-	9914732	9,19,705	9,19,705	1,46,91,488	1,46,91,488	31,12,706
Audio Video Equipment	3,46,24,964	35,37,391	-	-	3,81,62,355	-	18793527	8,08,453	8,08,453	1,07,23,185	1,07,23,185	51,69,675
Digital Library	2,48,800	-	-	-	2,48,800	-	237177	26,62,191	26,62,191	2,14,55,718	2,14,55,718	58,31,438
Institute Net Working	2,51,36,800	19,35,968	-	-	2,70,72,768	-	18788954	1,744	1,744	2,38,921	2,38,921	11,624
Temporary Sheds	2,40,699	-	-	-	2,40,699	-	240699	12,40,912	12,40,912	2,00,29,866	2,00,29,866	63,47,846
<b>TOTAL</b>	<b>1,88,86,14,849</b>	<b>37,22,51,049</b>	<b>-</b>	<b>78,56,602</b>	<b>2,26,08,65,898</b>	<b>-</b>	<b>869738640</b>	<b>12,21,19,155</b>	<b>12,21,19,155</b>	<b>99,18,57,795</b>	<b>99,18,57,795</b>	<b>1,01,88,76,209</b>
Work in progress	7,555	-	-	-	-	-	-	-	-	-	-	-
												<b>1,26,90,08,103</b>

